

Category: **ACCESS COVER & FRAME - SEALED**

Product Description: 24" x 24" flat sealed composite cover with an aluminum frame.

Page No: **1**

Product Code: **FL60**

Date: **May 2012**

CONCRETE

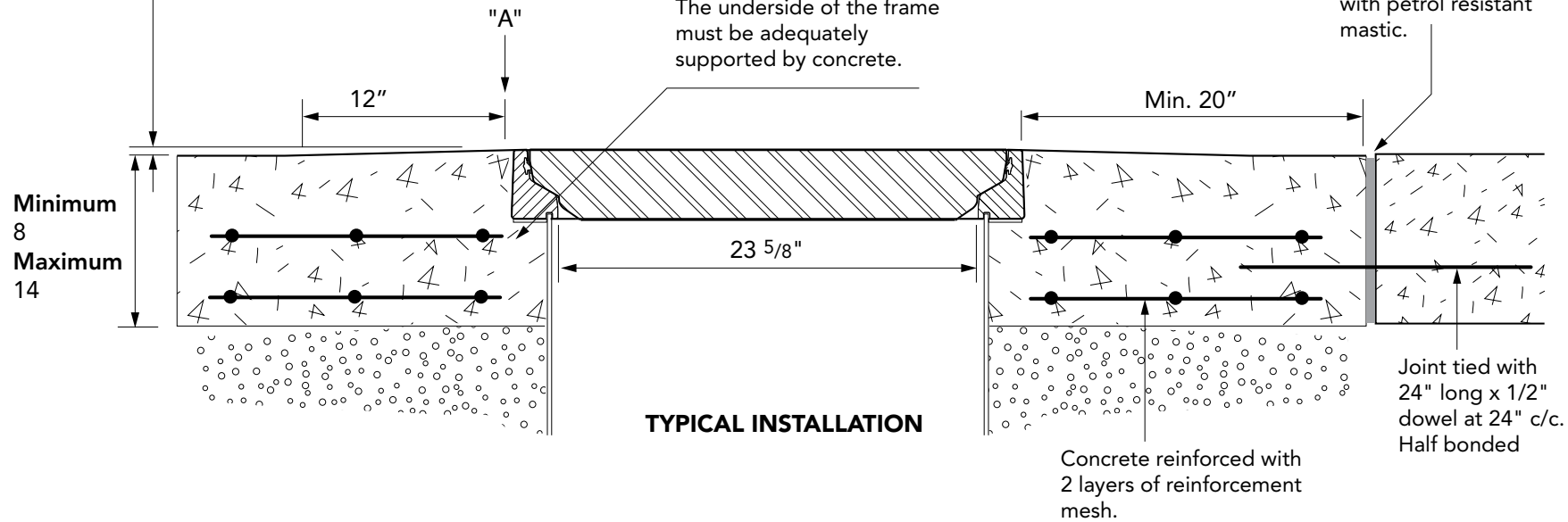
VERY IMPORTANT

OUTER EDGE "A" OF FRAME SET 1/4" ABOVE GENERAL GRADE AREA WITH CONCRETE RAMPED AWAY OVER 12"

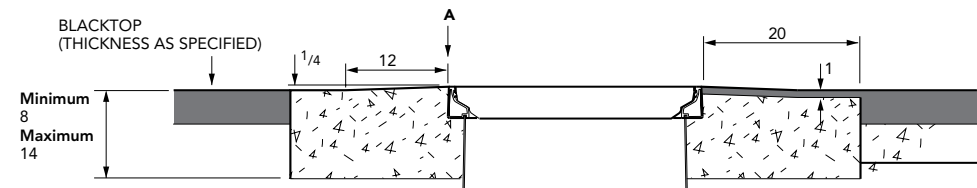
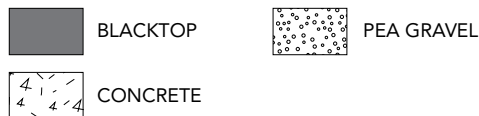
VERY IMPORTANT

The underside of the frame must be adequately supported by concrete.

Expansion joint filled with petrol resistant mastic.



BLACKTOP



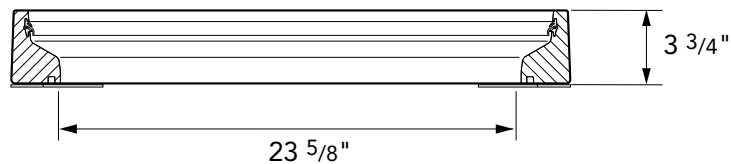

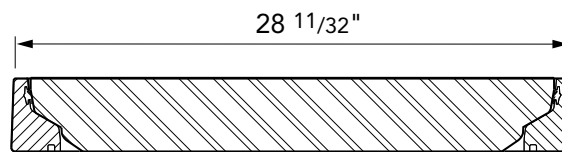
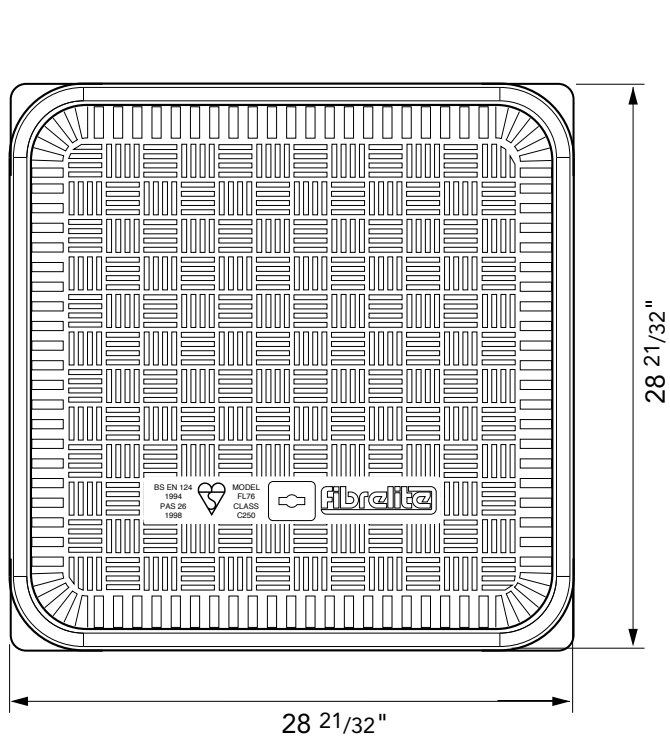
Category: **ACCESS COVER & FRAME - SEALED**

Product 24" x 24" flat sealed composite cover with an aluminum frame.
 Description:

Page No: **2**

Product Code: **FL60**

Date: **May 2012**



Weights

Cover Weight: 44lbs

Frame Weight: 24.2lbs

Category: **ACCESS COVER & FRAME - SEALED**

Product Description: **24" x 24" flat sealed composite cover with an aluminum frame.**

Page No: **3**

Product Code: **FL60**

Date: **May 2012**

